

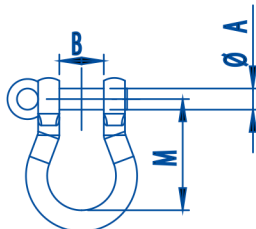
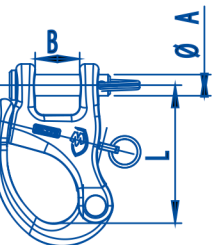
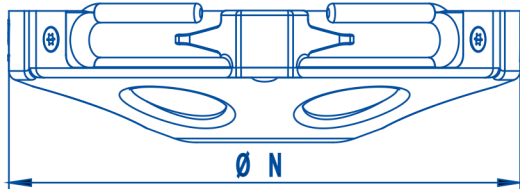
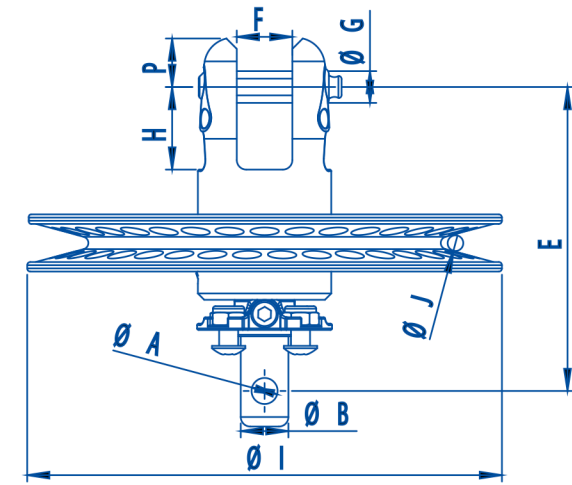
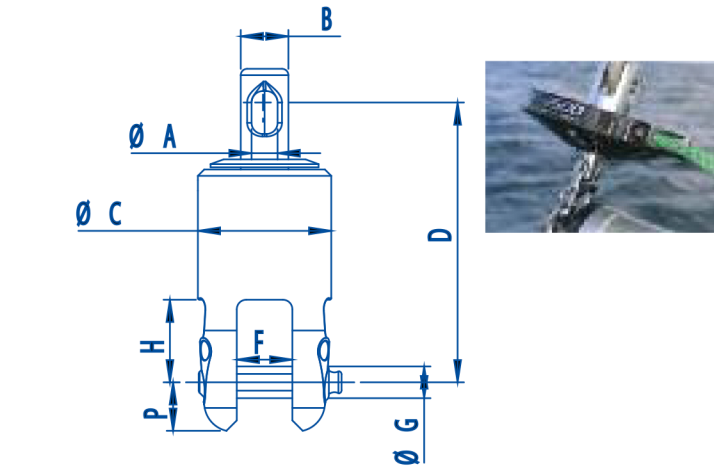


Photo Credit : © Luis Pueyo Puente - Pego 10.50



FX+ DIMENSIONS

Furling line tension : When sailing single handed we recommend to keep the reefing line under tension so that the sail does not furl out without control.



Measu rem. (mm)	FX+ 900	FX+ 1500	FX+ 2500	FX+ 4500	FX+ 7000	FX+ 12000	FX+ 20000
	(Dimensions en mm)						
Ø A	6	6	8	10	12	16	20
Ø B	12	12	15	20	25	30	40
Ø C	31	34	42	49,5	60	72	86
D	61	66	88	100	113	125	153
E	74	83	96	110	125	134	161
F	12	15	17,5	19	26	26	29
Ø G	8	8	10	12	14	16	20
H	18	22	26	33,2	39	43	50
I	85	109	149	169	199	248	298
J	6	8	8	10	10	12	12
L	40,5	40,5	62	65,5	88,5	-	-
M	35	35	41	52,5	61	78	90
Ø N	95	121,5	161	181,5	212	272	332
Ø P	10,8	11,7	15,3	18,5	19,9	25	28

Standard drum attachment
Standard swivel attachment

Swivel weight (g)	123	153	304	498	709	1320	2540
Drum weight (g)	290	382	709	1026	1459	3040	5140

Photo Credit : © Tendresse / Delta Voiles

